

## Downloading WhatsApp on an Android tablet or smart phone



WhatsApp is a **free app**.

WhatsApp is **owned by Facebook**.

You can **use WhatsApp** to:

- Send a **text message**
- Make a **video call**
- Share **pictures** and **videos**
- Send a **voice note**

\*A **voice note** is a recording of you talking.

**You will need:**

- An android **tablet** or **smartphone**
- Your device needs a **working microphone** and **camera**
- An **internet** connection or **mobile data**




## Download WhatsApp on your Android tablet or smartphone

**Step 1: Open the Play Store app.**



Look for an **icon** like this:

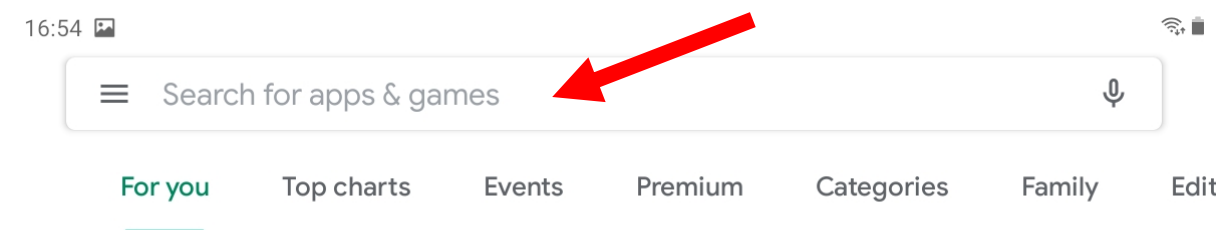


To **open** the Play Store app, **tap** on the **icon**.

## Step 2: Search for the WhatsApp app

At the **top** of the screen is a **search bar**.

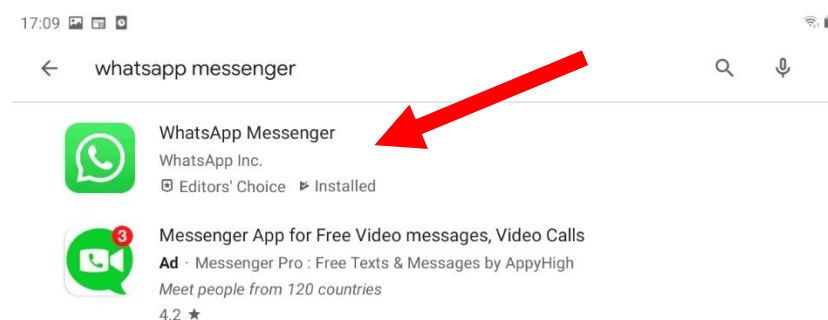
**Write** 'WhatsApp Messenger'.



Tap the  **magnifying glass** icon to **search**

## Step 3: Tap on the app

**Tap** the app you want to **open**.



There might be many **apps** with **similar names**.

If you tap the **wrong app**, go back to the search results.

To go back **tap** the **arrow** in the **top left corner**.

## Step 4: Install the app


WhatsApp is **free** to download.

Tap the green '**INSTALL**' button.




The app will begin **installing**.

A **green status circle** will appear around the app.



## Step 5: Open the app

When the app has downloaded, tap the green '**OPEN**' button.



You can now **begin** using the app.