



Section 3: Online basics

In this section:

- Learn about **your device**.
- Learn about **different keyboards**.
- Using **computer mouse**.
- Using **touchpads** and **touchscreens**.
- Common **words used online**.

Learn about your device

There are **many devices** you can use to get online.



- Smart phone.
- Tablet.
- Desktop computer.
- Laptop.

We will show a picture of each device and the main parts.

Your device might not look exactly the same as the picture.

Smart phone



iPad



Android tablet



Desktop computers



Laptop



Keyboards



Keyboards can look **different**.

Keyboards have:

- **Letters** such as A B C. (green on the next page)

Letter keys are used to **write words**.

- **Numbers** such as 1 2 3 (blue on the next page)

Number keys can be used to **write** the **date** or **price**.

- **Symbols** such as ! £ \$ (pink on the next page)

Symbol keys can **show punctuation** (like a full stop) or a **currency symbol** (£).

- Action keys such as Enter, Spacebar, Caps Lock (orange on the next page)

Action keys **do** things like saving a document or moving text on screen.





1. Enter

The enter key will start a **new paragraph**.

Use the **enter key** to **submit** or **confirm information**.

2. Space bar

Put **spaces between words**.

3. Backspace

Delete a **letter** or **move back** a space.

4. Caps Lock

Change **letters into capitals**.

To return to lower case letters press Caps Lock again.

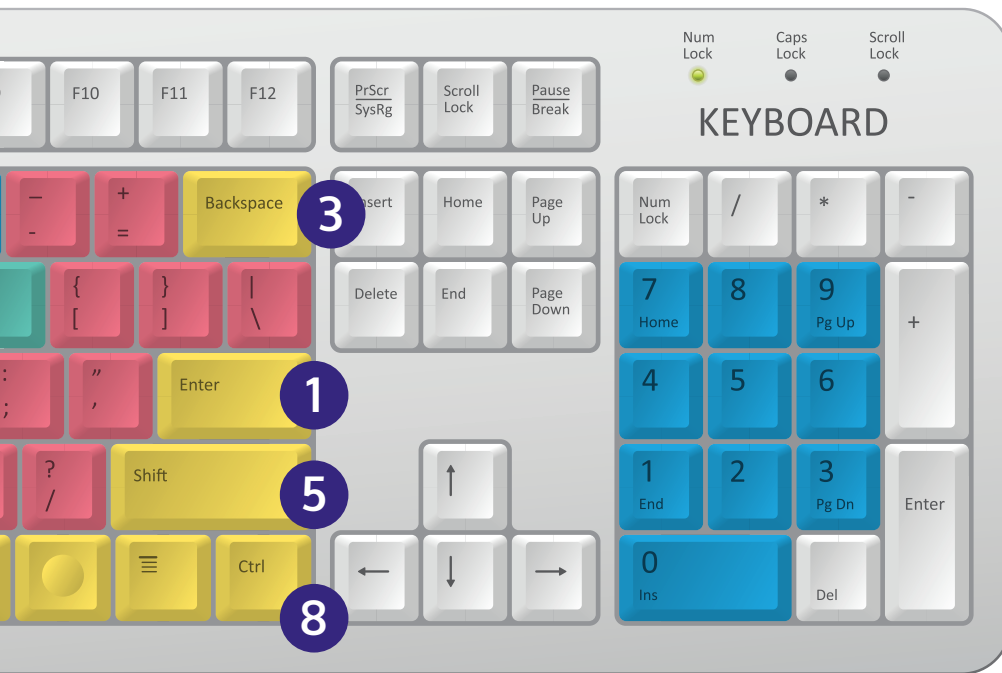
5. Shift

Some keys might have **two symbols on them**.

To use the **top symbol**, press shift and the key you want to use.

You can also use shift to **capitalise a letter**.

Hold in the shift key and the letter you want to make capital.



6. ESC

ESC stands for **escape**.

Use to **exit** or **cancel** a programme.

7. F1

Opens the **help window**.

8. CTRL

CTRL stands for **control**.

One use of CTRL is to **copy and paste**:

Select the text or image you want to **copy**. Press CTRL and the 'C' key together.

Move the cursor where you want the text to go.

Press CTRL and the 'V' key together. The text will appear where the cursor is.

You can also use the CTRL key to:

Save a document: CTRL + S

To print: CTRL + P

Computer mouse

You use a **mouse** or **touch pad** to **select items** on your computer.

They are usually found with **desktop computers**.

You can connect a mouse to your **laptop**.

Below is an **example** of a mouse.

Cable

Connects to USB port on computer.

Wheel

To scroll up or down the page or menu.

Left-click

To move cursor or select an object.

Right-click

To open context sensitive menus.



Touchpad

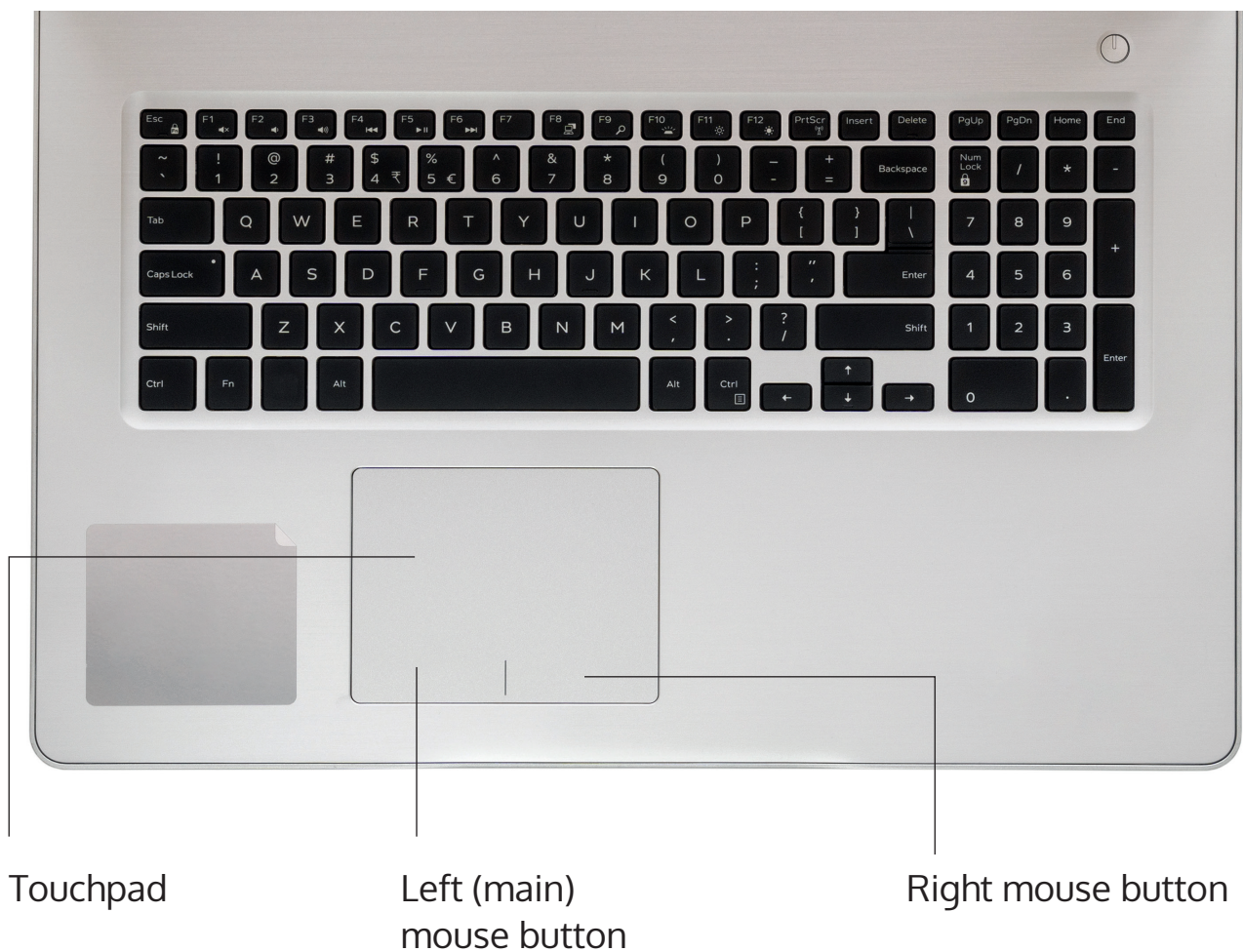
A **touchpad** does the same thing as a mouse.

Touchpads are found in **laptop computers**.

It is a **small flat area** on the keyboard.

You move your **finger** on it to **control** the **cursor**.

You **click** on it to **select** things.



Touchscreen



Tablets and smartphones use touchscreens.

To use a touch screen you **touch the item** you want on the screen.

Many people find using a **touch screen easier** than a mouse or keyboard.

How to use a touchscreen



Scroll:

You can **scroll** down a screen by gently **touching the tip of your finger** to the screen and **moving it up or down**.



Keyboard:

If you **need to type**, **touch the screen** where you would like to type.

A keyboard will appear.

Touch the keys you want to use.




Making an image larger:

Place your **finger** and **thumb** on the screen.

Your fingers need to **move slowly apart**.

Keep both fingers touching the screen until the **image** is **big** enough.



Making an image smaller:

Place your **finger** and **thumb wide apart** on the screen.

Slowly pinch your fingers **together**.

Keep your fingers on the screen until the **image** is **small** enough.

Words used online

Antivirus	Antivirus is a software program . It protects your computer from viruses.
Bookmark	A way to save a web page in a browser. A bookmark can also be called a 'favourite'.
Broadband	Broadband is fast internet connection .
Browser	A browser also known as a web browser . A browser is a software app for finding information on the internet. The most common are Chrome, Firefox, Internet Explorer and Safari.
Cloud	The cloud is the remote server . The cloud is used to store information .
Cookies	Cookies help websites know who you are. Cookies store information about what you have done online.
Download	To download is to copy data from one place to another. For example, someone might download a video.
Email	Email is electronic mail . People use emails to write letters and send photos .
Homepage	The homepage is the opening page of a website.
Hotspot	A hotspot is a place where you can use wifi away from your home . Coffee shops and libraries have hotspots. To use the hotspot you might need to sign in .

Install	<p>Install means to add software to a device.</p> <p>For example, you can install apps on a tablet.</p>
Load	To download data or information onto a device.
Menu bar	<p>Found at the top of the website screen.</p> <p>Menu bars show areas of a website.</p>
Mouse	<p>A device used to move the cursor on the screen.</p> <p>This can be an external device or a touch pad.</p>
Phishing	<p>Phishing is the practice of sending emails that trick you into giving personal information.</p> <p>They want passwords or card details.</p> <p>They may pretend to be a company.</p>
Save	<p>Save means to store information or document on a device.</p> <p>For example, you might save pictures on your computer.</p>
Search engine	<p>A search engine is a website that finds information online based on the keywords.</p> <p>The most popular search engine is Google.</p>
Software	Software is also known as a program .
Upload	<p>Upload means to put data somewhere.</p> <p>For example, you might upload photos to an email.</p>
wifi	wifi is used to connect a wireless device to the internet .
www	<p>www stands for world wide web.</p> <p>This is part of the internet.</p> <p>You will see www before the start of websites.</p>