

Easy Link for Skype

Skype is a **free video call** service.



You can also **turn off the video** and use it like a **phone**.

This easy link **does not** have a **set time** or **date**.

You can **use Skype** to:

- Make a **video call**
- Share a **presentation**
- Share **picture** or **documents**.

You will need:

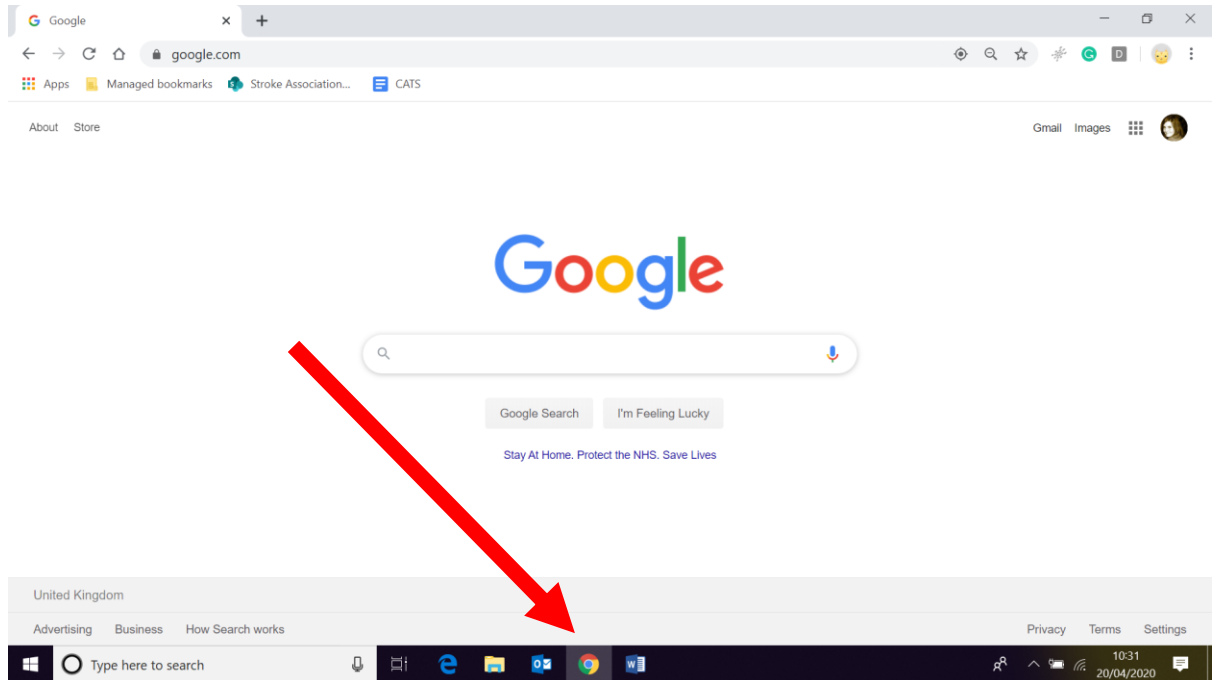
- A **computer** or **laptop**
- Your device needs a **working microphone** and **camera**
- An **internet** connection or **mobile data**



Sending an easy Skype link

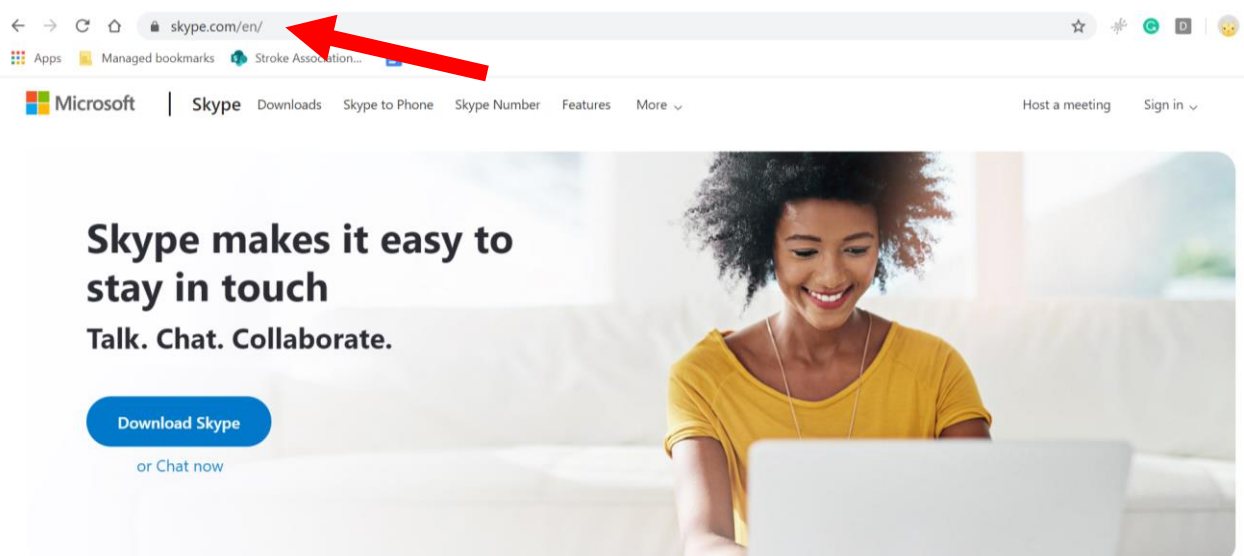
1. **Open your computer browser.**

This might be Chrome, Firefox, Internet Explorer or Safari.

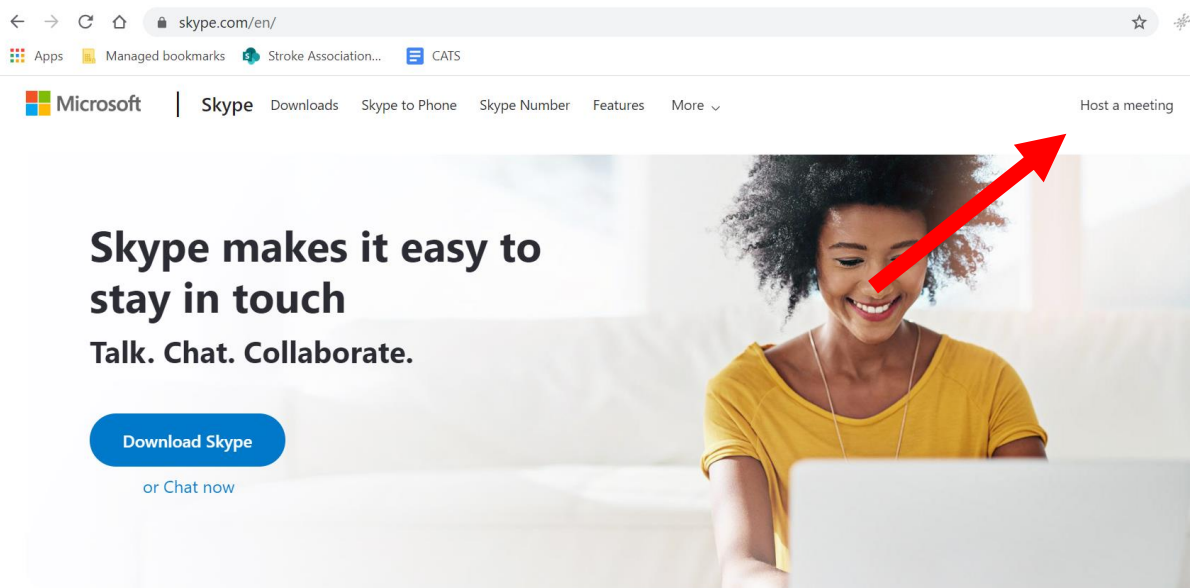


2. **Visit the Skype website.**

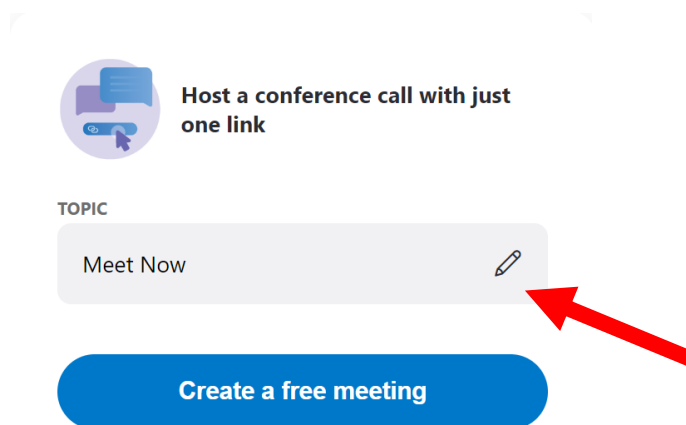
Type <https://www.skype.com/en> in your **computer browser**.



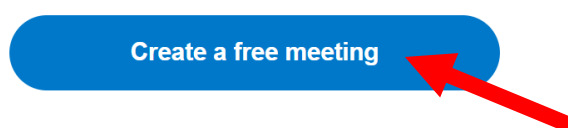
3. Click 'Host a meeting'.



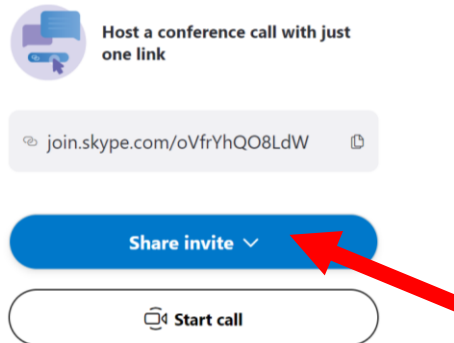
4. Fill in the name of your Skype meeting.



Now select 'Create a free meeting'.



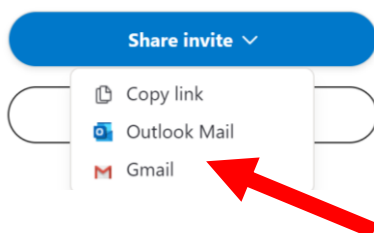
5. You can now **share the meeting invite**.
Select '**Share invite**'.



You can **share the link** by **copying the link** and pasting it into a message.



Or you can **select your email account**.
This will **create an email** for you to send.



Remember to email yourself the link so you have a copy.

Using an easy Skype link

1. **Open your emails.**
2. You will receive an **email** with a **Skype link**.

You have been invited to meet on Skype. Click here to join the meeting <https://join.skype.com/oVfrYhQO8LdW>

3. **Click on the blue link.**

You have been invited to meet on Skype. Click here to join the meeting <https://join.skype.com/oVfrYhQO8LdW>

4. You **do not need** a **Skype account** to join.
Select '**Join as a guest**'.



You've been invited to join a
Skype Conversation

Join as guest

Sign in or create

Use your Microsoft account. [What's this?](#)

5. Write your name.



Join as guest

Your guest account will expire in 24 hours.

Enter your name

By continuing you agree to the [Terms of use](#) and [Privacy statement](#).

Join

Back

Select 'Join'.

Join

6. To start the video call select 'Start call'.

Communication group

1 participant | Gallery | Find

Start call

Signed in as guest (Cait)

Leave group

Today

Skype Meeting Assistant has made the chat history visible to everyone

Skype Meeting Assistant joined this conversation

Skype Meeting Assistant has left this conversation

Cait joined this conversation

Type a message

You are now on the **video call**.